

KAL-K & KAL-A COMPACT THERMAL FLOW SENSOR



Flow
Pressure
Level
Temperature
measurement
monitoring
control



- Revolutionary Microprocessor-Based Drift Stabilization
- NPT and 3-A Compliant Sanitary Fittings
- Non-Corrosive Housing
- No Moving Parts
- Extremely Low Pressure Loss
- Easy to Operate
- Insensitive to Dirt
- 4-20 mA Flow Rate Signal with KAL-A

S5



USA

KOBOLD Instruments Inc.
1801 Parkway View Drive
USA-Pittsburgh, PA 15205
☎ +1 412-788-2830
☎ Fax +1 412-788-4890
E-mail: info@koboldusa.com



CANADA

KOBOLD Instruments Canada Inc.
9A Aviation
Pointe-Claire, QC H9R 4Z2
☎ +1 514-428-8090
☎ Fax +1 514-428-8899
E-mail: kobold@kobold.ca

Visit KOBOLD Online at
www.kobold.com

Model:
KAL-K &
KAL-A



The KAL-K thermal flow switch and KAL-A thermal flow sensor utilize KOBOLD's revolutionary, temperature compensating electronics. These compact, one-piece units provide reliable readings unaffected by temperature or physical characteristics of a wide variety of process liquids. This breakthrough is made possible through the use of state-of-the-art microprocessor technology. The microprocessor can be field calibrated to the users' liquid properties and operating range in a simple, five minute set-up procedure. This intelligence, coupled with a "no moving parts" design, make the KAL a superior performer in virtually all applications.

To further enhance the versatility of the KAL-K and KAL-A, both are offered in a 3-A compliant version.

The KAL-K incorporates an 8 segment bar-graph LED flow trend indicator and one flow alarm setpoint. The setpoint is fully configurable as NPN, PNP, normally-open or normally-closed.

The KAL-A applies the KAL's advanced microprocessor based technology to the problem of rate detection. It incorporates a 4-20 mA, flow rate proportional output, the same 8-segment LED display found in the KAL-K, and an optional PNP setpoint alarm relay.

Operation

The KAL design is based on the time-proven calorimetric principle. The sensor is internally heated to a few degrees above the temperature of the medium. Flow of the medium causes removal of heat from the sensor, resulting in a cooling effect. The rate of cooling is a measure of the flow velocity.

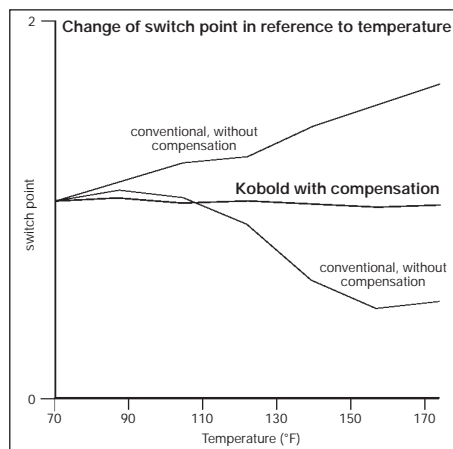
The microprocessor based design of the KAL distinguishes it from the competition. Full temperature compensation of the flow rate is readily obtained through a simple, one-time, calibration procedure. This assures elimination of flow rate reading drift caused by temperature variations in the process liquid.

Note:

The flow ranges specified in the table on the right are extrapolated from values measured with water in a 1" pipe. Since flow characteristics vary with pipe dimensions, observed flow ranges may differ significantly from the values provided in the table.



KOBOLD KAL-K and KAL-A Flow Sensors



Temperature Compensation

The Kobold KAL flow products use a microprocessor to compensate for temperature changes through use of an internal look-up table. End-users can easily adapt the equipment to the requirements of their unique installations. Unlike conventional calorimetric flow switches, the technically advanced design of the KAL provides a flow reading which is unaffected by temperature.

Approximate Sensing Range at Various Pipe Diameters

Nominal ID inches	Range GPM Water
1/2	0.3 - 5.0
3/4	0.5 - 8.9
1	0.8 - 14
1 1/4	1.1 - 20
1 1/2	2.0 - 35
2	3.1 - 55
2 1/2	4.4 - 80
3	7.9 - 140

Nominal ID inches	Range GPM Water
4	12 - 220
6	28 - 500
8	50 - 900
10	78 - 1400
12	110 - 2000
16	200 - 3600
20	310 - 5600

Subject to change without prior notice.

- Revolutionary Microprocessor-Based Switch-Point Stabilization
- NPT and 3-A Compliant Sanitary Fittings
- Compact Design
- No Moving Parts
- Extremely Low Pressure Loss
- Easy to Operate
- Insensitive to Dirt

The KAL-K thermal flow switch utilizes KOBOLD's advanced microprocessor-based technology to provide a stable setpoint regardless of changes in temperature. The KAL-K's solid-state switches can be configured as NPN or PNP and normally-open or normally closed.

Based on the calorimetric principle, the KAL-K can continuously monitor the flow of both viscous and non-viscous media. Unlike other designs, the KAL is unique in its use of a single element to both heat the probe tip and measure its temperature. This integrated heating-measuring approach allows the probe to be machined into a single, continuous, protrusion-free surface. The absence of protrusions prevents contaminant from building up on the probe tip. This improves the KAL's performance in two ways:

1. The KAL's sensing stability is increased because contaminant cannot thermally isolate the probe from the liquid.
2. System down-time associated with probe cleaning is dramatically decreased.

Stability and Reliability ... a KOBOLD KAL trademark!

KAL-K Ordering Information

Model	Wetted Parts	1/2" Model	3/4" Model
Standard NPT	304 SS	KAL-4215	-
NPT w/316-Ti SS	316-Ti SS	KAL-4315	KAL-4320
Sanitary	316-Ti SS	KAL-4340-S	
Plug Connector with 6 ft cable (24 VDC units only)		Suffix: "M12"	
N/C Switch Logic		Suffix: "K"	
110 VAC version with dry contact		Suffix: "P03R"	
Fast Response Time (24 VDC units only)		Suffix: "F"	



KOBOLD KAL-K in Standard Housing

Specifications

Switching Range:	0.05 - 2 m/s
Media:	water-based liquids 60 cSt Max.
Response Time	
Typical:	5.6 seconds
Optional w/"F":	1.2 seconds
Fittings	
Standard:	1/2" or 3/4"NPT
Sanitary:	1 1/2" Tri-Clamp®
Flow Trend Indicator:	8 Red LEDs
Temperature Rating	
Operating:	32°F to 250°F
CIP:	280°F Max.
Maximum Pressure:	1450 PSIG

Wetted Parts	
Standard NPT:	304 SS
Optional NPT:	316-Ti SS
Sanitary:	316-Ti SS
Housing	
Standard:	NEMA 4 (PA6)
Sanitary:	NEMA 4 (PA6)
Power Requirements	
Supply Voltage:	24 VDC ± 10%
Optional:	110 VAC
Current Draw:	300 mA max.

Switch Characteristics

Adjustment:	by Potentiometer
Status Indicator:	Bi-colored LED
24 VDC Units:	
Type:	N/O PNP or NPN open collector
Switch Rating	
DC only:	400 mA @ 24V
110 VAC Units:	
Type:	N/O dry contact
Switch Rating	
AC only:	5A @ 240 V
DC only:	0.2 A @ 110V

S5



Features

- Temperature independent 4-20 mA output
- Optional setpoint switch
- NPT and 3-A compliant sanitary fittings
- Compact Design
- Operate over a wide viscosity range
- No moving parts
- Extremely low pressure loss
- Easy to operate
- Insensitive to dirt

The KAL-A uses the calorimetric principle to continuously monitor the flow of low viscosity water-based media. Flow rate is transmitted via a 4-20 mA output while an optional PNP switch provides an alarm function. The transmission capability of the KAL-A is made possible by the high degree of temperature stability provided by its "intelligent" microprocessor based design. This digital approach also enables the use of a single RTD element to both heat the probe tip and measure it's temperature. Integrating the heating-measuring functions allows the probe to be machined into a single, continuous, protrusion-free surface. The absence of protrusions prevents contaminant from building up on the probe tip. These design enhancements improve the KAL's performance in two ways:

1. The KAL's sensing stability is increased because contaminant cannot thermally isolate the probe from the liquid.
2. System down-time associated with probe cleaning is dramatically decreased.

Stability and Reliability ... a KOBOLD KAL trademark!



KOBOLD KAL-A Specifications

Specifications

Sensing Range Media: 0.05 - 2 m/s
Water-based liquids
60 cSt max.

Response Time Typical: 5.6 seconds

Fittings Standard: 1/2" or 3/4" NPT
Sanitary: 1 1/2" Tri-Clamp®

Flow Trend Indicator: 8 Red LEDs

Maximum Pressure: Sanitary: 1450 PSIG
600 PSIG

Temperature Operating: 0°F to 176°F
CIP: 280°F

Wetted Parts Standard: 304 SS or 316-Ti SS
Sanitary: 316-Ti SS

Housing Standard: NEMA 4 (PA6)
Sanitary: NEMA 4 (PA6)

Analog Output Signal Type: 4-20 mA, 3-wire into 500 Ω max.

Linearity: ±10% of full scale
Repeatability: ±1% of full scale
Zero Adjustment: 0-75% of range
Span Adjustment: 25-100% of range

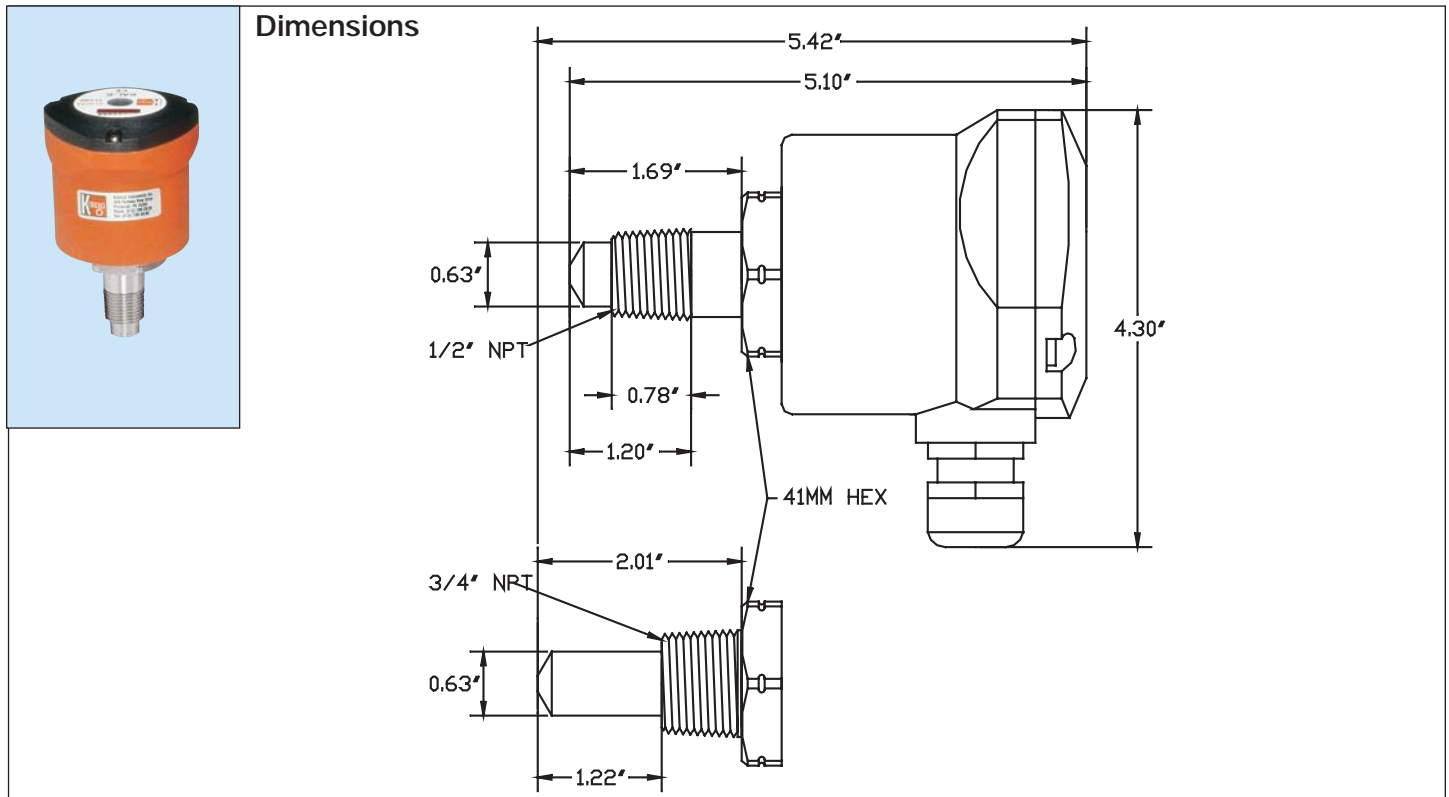
Optional Switch Characteristics Adjustment: by Potentiometer
Output: PNP open collector
Max. Current: 400 mA
Max. Voltage: 24 VDC
Status Indicator: Bi-colored LED

Power Requirements Supply Voltage: 24 ± 2 VDC
Current Draw: 300 mA max.

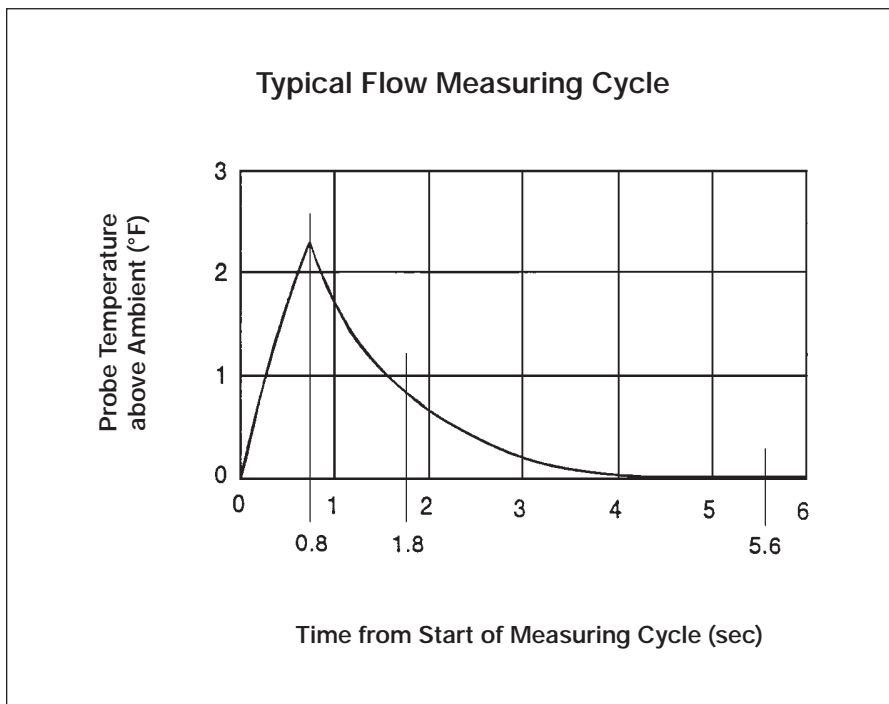
KAL-A Ordering Information

Model	Wetted Parts	1/2" Model	3/4" Model
Standard	304 SS	KAL-7215	-
Standard 316-Ti SS	316-Ti SS	KAL-7315	KAL-7320
Sanitary	316-Ti SS	KAL-7340-S	
Options			
PNP Switch		Suffix: "P"	
Micro DC Connector with 6 ft. of cable		Suffix: "M12"	

Standard Version



KAL Timing - Heating and Measuring Cycle

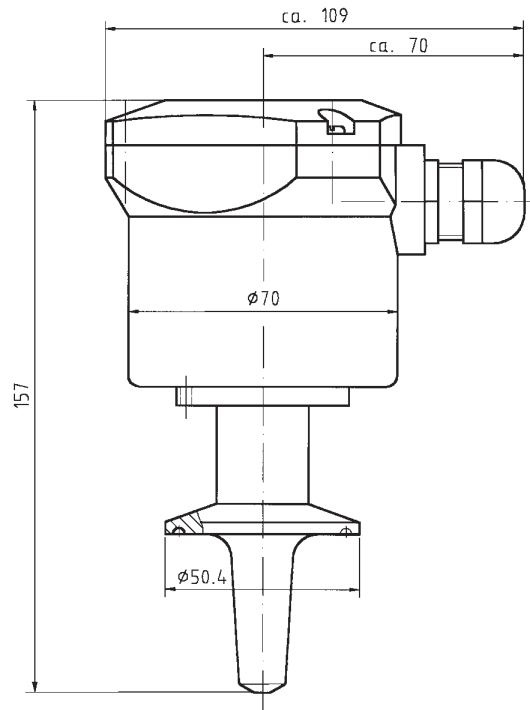


Operating Behavior

1. At $t=0$, the probe temperature is recorded. This reading represents the ambient liquid temperature.
2. Still at $t=0$, the KAL begins heating the probe.
3. At $t=0.8$ seconds, the heating cycle ends and the KAL begins monitoring the probe temperature.
4. At $t=1.8$ seconds, a temperature reading is taken and compared to the $t=0.8$ second temperature. The rate of cooling is calculated and compared to a Cooling Rate vs Flow Rate table specific to the ambient temperature recorded at $t=0$.
5. The probe is allowed to cool until $t=5.6$ seconds. A temperature reading is taken and compared to the initial $t=0$ reading. If the temperatures are equal (or nearly so), the flow reading is determined valid and passes through to the KAL output. If the temperatures are not equal, the KAL waits another 5.6 sec, and Step 5 repeats.

S5

Sanitary Version



all dimensions in mm

NOTE: Housing version shown below is no longer offered!

